

EINTEILUNG IHRER MULTITRAMP-ANLAGE IN

■ Tramp-Module ■ Bungee-Module

(Circa-Maße ohne Treppenzugang)

Gebhardt Freizeit-Technik
GmbH & Co. KG

Oberstdorfer Straße 12
D-70327 Stuttgart
Tel. 07 11-230 85 74
Fax 07 11-230 85 75

www.multitramp.com
info@multitramp.com

LÄNGSANORDNUNG L

ANZAHL SPRUNGPLÄTZE

1	1T 0B 2,60 m x 5,30 m 	0T 1B 3,60 m x 5,30 m 			
2	2T 0B - L(E) 5,10 m x 6,30 m 	1T 1B - L 6,10 m x 6,30 m 	0T 2B - L 7,10 m x 6,30 m 		
3	3T 0B - L(E) 7,60 m x 6,30 m 	3T 1B - L(E) 8,60 m x 6,30 m 	1T 2B - L 9,60 m x 6,30 m 	0T 3B - L 10,60 m x 6,30 m 	
4	4T 0B - L(E) 10,10 m x 6,30 m 	3T 1B - L(E) 11,10 m x 6,30 m 	2T 2B - L(E) 12,10 m x 6,30 m 	1T 3B - L 13,10 m x 6,30 m 	0T 4B - L 14,10 m x 6,30 m
5	5T 0B - L(E) 12,60 m x 6,30 m 	4T 1B - L(E) 13,60 m x 6,30 m 	3T 2B - L(E) 14,60 m x 6,30 m 	2T 3B - L(E) 15,60 m x 6,30 m 	
	1T 4B - L 16,60 m x 6,30 m 	0T 5B - L 17,60 m x 6,30 m 			

2

2T 0B - P
2,60 m x 11,60 m



0T 2B - P
3,60 m x 11,60 m

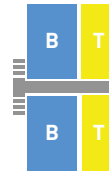


4

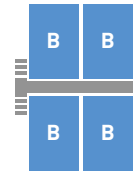
4T 0B - P(E)
5,10 m x 11,60 m



2T 2B - P
6,10 m x 11,60 m




0T 4B - P
7,10 m x 11,60 m

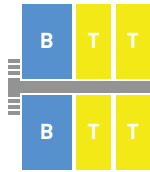


6

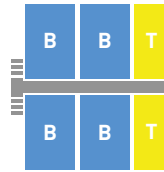
6T 0B - P(E)
7,60 m x 11,60 m



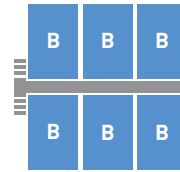
4T 2B - P(E)
8,60 m x 11,60 m



2T 4B - P
9,60 m x 11,60 m

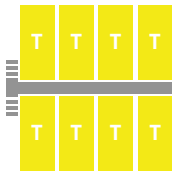


0T 6B - P
10,60 m x 11,60 m

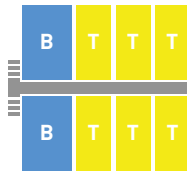


8

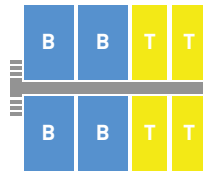
8T 0B - P(E)
10,10 m x 11,60 m



6T 2B - P(E)
11,10 m x 11,60 m



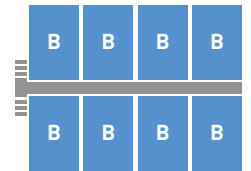
4T 4B - P(E)
12,10 m x 11,60 m



2T 6B - P
13,10 m x 11,60 m




0T 8B - P
14,10 m x 11,60 m

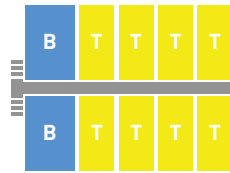


10

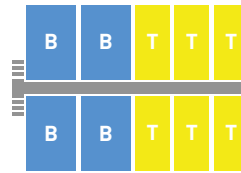
10T 0B - P(E)
12,60 m x 11,60 m



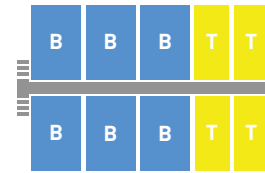
8T 2B - P(E)
13,60 m x 11,60 m



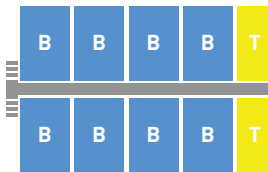
6T 4B - P(E)
14,60 m x 11,60 m



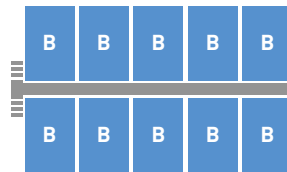
4T 6B - P(E)
15,60 m x 11,60 m



2T 8B - P
16,60 m x 11,60 m




0T 10B - P
17,60 m x 11,60 m

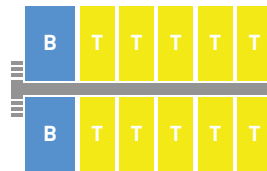


12

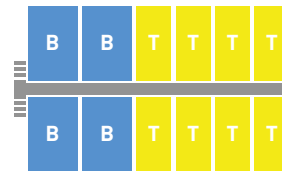
12T 0B - P(E)
15,10 m x 11,60 m



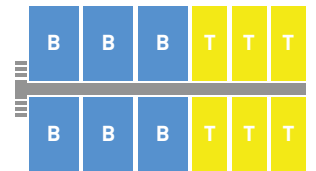
10T 2B - P(E)
16,10 m x 11,60 m



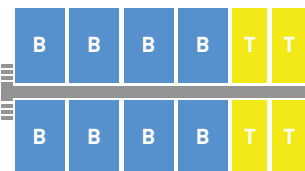
8T 4B - P(E)
17,10 m x 11,60 m



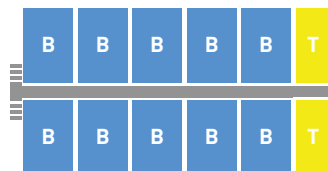
6T 6B - P(E)
18,10 m x 11,60 m



4T 8B - P(E)
19,10 m x 11,60 m



2T 10B - P
20,10 m x 11,60 m



0T 12B - P
21,10 m x 11,60 m

